

The cover art features a central white circle containing the title 'Carnival of the Animals' in a black, cursive font. Surrounding this circle are various colorful animal silhouettes: a blue lion at the top, a white swan on the left, a purple zebra on the left, a red rooster at the bottom left, a yellow horse on the right, a pink fish at the top right, a purple elephant at the bottom right, and a white chicken at the bottom right. The background is a light teal color with some green foliage silhouettes.

# Carnival of the Animals




Art & Music Activity

# Art & Music Activity

We will be listening to four pieces of music from the collection, Carnival of the Animals by Camille Saint Saens. Each of his pieces were written using music to describe an animal. I will post Mr. Saint Saens' animal choices on Friday to give you a chance to come up with your own.

Supplies: blank white drawing paper, pencil, device to hear the music, crayons/colored pencils if you want to color your animals

1	2
3	4



## Activity:

- Fold paper into  $\frac{1}{4}$ 's making 4 squares on your page.
- Number each square 1-4
- Listen to each song and decide which animal you think Mr. Saint Saens was describing.  
(Song #1: draw animal in box #1)
- Draw your animal, leaving space at the bottom of each box to write down what you heard that made you pick your animal.  
(Pitches, mood, loud/soft, fast/slow, sad/happy)
- Email me a picture of your animals, I would love to see which animals you picked!

\*\*Hint: you will need to use your imagination; you will not hear the "roaring" of a lion or the "quacking" of a duck!